




Drug-Free Sports Substance Abuse Program Report Card
 Prepared for: Bowling Green State University
 2004-2005 Season

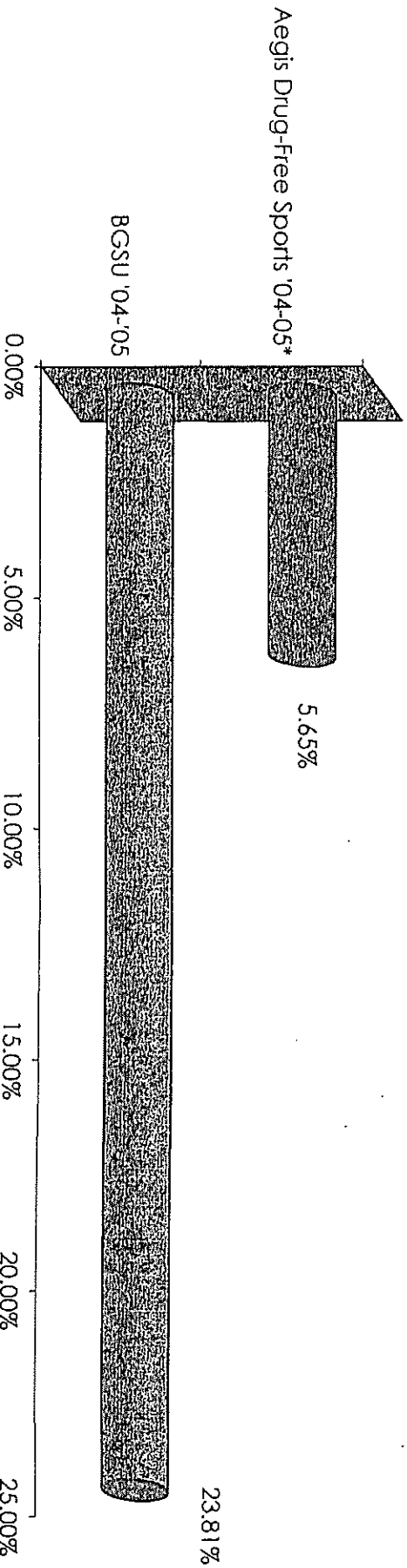
Positivity Report 2004-2005 Season

Percentage of Positives by Drug Class 2004-2005 Season

Drug Class	Samples Tested	Confirmed Positive	Positivity %
Andabolic Steroids	15	0	0.00%
Amphetamines	19	0	0.00%
Cocaine	19	0	0.00%
Chromate	19	0	0.00%
Marijuana	19	5	26.32%
Nitrites	19	0	0.00%
Narcotics	19	1	5.26%
2004-2005 Total	21	5	23.81%



Three Year Positivity Rate Comparison Chart



* Aegis Drug-Free Sports clients include colleges and universities.



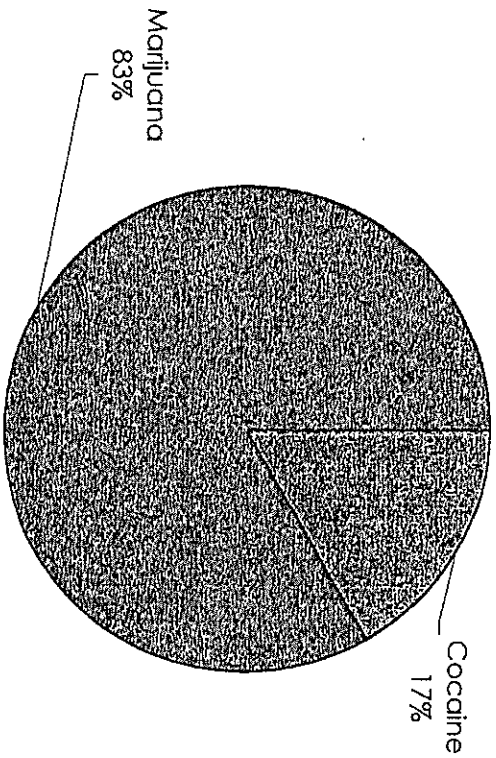
DRUG-FREE SPORTS

Drug-Free Sports Substance Abuse Program Report Card
 Prepared for: Bowling Green State University
 2005-2006 Season

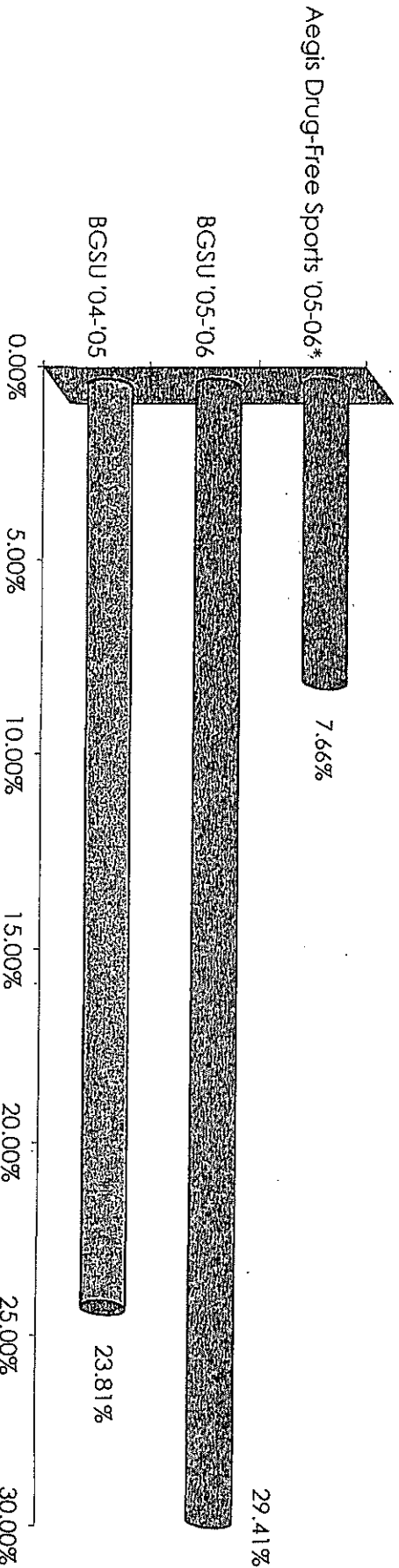
Positivity Report 2005-2006 Season

Percentage of Positives by Drug Class 2005-2006 Season

Drug Class	Samples Tested	Confirmed Positive	Positivity %
Anabolic Steroids	10	0	0.00%
Amphetamines	16	0	0.00%
Cocaine	16	1	6.25%
Chromate	16	0	0.00%
Marijuana	16	5	31.25%
Nitrites	16	0	0.00%
Narcotics	16	0	0.00%
2005-2006 Total	17	5	29.41%
2004-2005 Total	21	5	23.81%



Three-Year Positivity Rate Comparison Chart



* Aegis Drug-Free Sports clients include colleges and universities.




DRUG-FREE SPORTS

Drug-Free Sports Substance Abuse Program Report Card
 Prepared for: Bowling Green State University
 2006-2007 Season

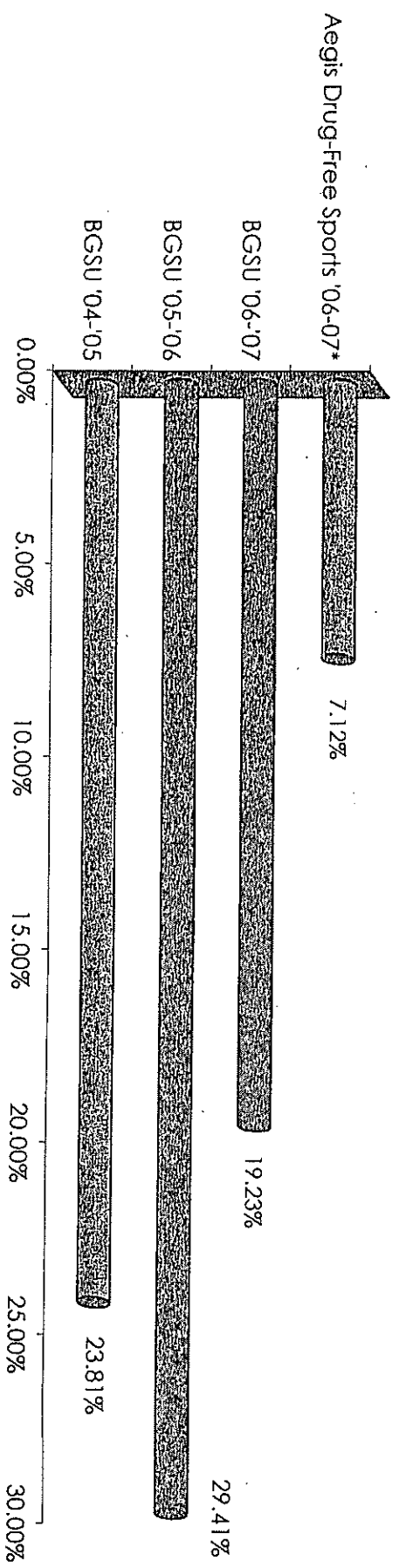
Positivity Report 2006-2007 Season

Percentage of Positives by Drug Class 2006-2007 Season

Drug Class	Samples Tested	Confirmed Positive	Positivity %
Anabolic Steroids	18	0	0.00%
Amphetamines	26	0	0.00%
Cocaine	26	0	0.00%
Chromate	26	0	0.00%
Marijuana	26	5	19.23%
Nitrites	26	0	0.00%
Narcotics	26	0	0.00%
2006-2007 Total	26	5	19.23%
2005-2006 Total	17	5	29.41%
2004-2005 Total	21	5	23.81%



Three Year Positivity Rate Comparison Chart



* Aegis Drug-Free Sports clients include colleges and universities.