

# My Kid Scoop™

Vol. 2 No. 46

© 2003 by Vicki Whiting, Editor


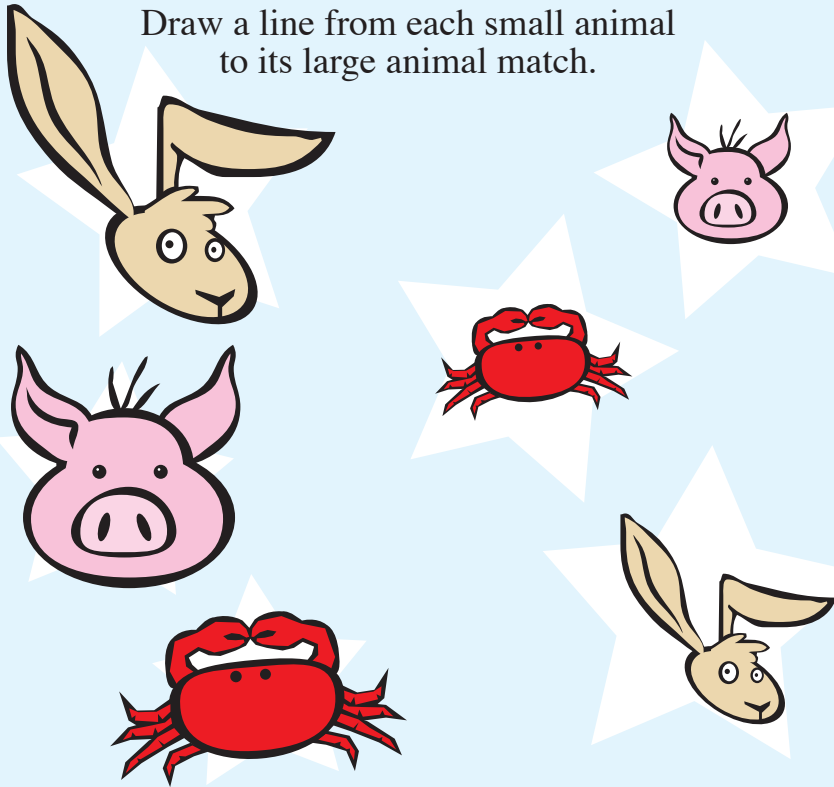
Jeff Schinkel, Designer/Illustrator

My name: \_\_\_\_\_

**Learning Buddies:** Spell your child's first name, using the lines to write large letters. Use an uppercase letter for the first letter in the name and lowercase letters to spell the rest. Have your child trace the letters with a finger, crayon or pencil.

## Which one is small? Which one is large?

Draw a line from each small animal to its large animal match.



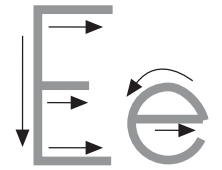
## My Rhyme Time

There was an Old Man who said, "Hush!  
I perceive a young bird in this bush!"  
When they said, "Is it small?"  
He replied, "Not at all!  
It is four times as big as the bush!"

## My Letters

E is for Eagle

e is for eagle



**Learning Buddies:** Read the two phrases aloud. Have your child read with you. Trace the uppercase and lowercase letter E. Say the letter as you trace it.

How many words or pictures can you find on this page that have the long E sound in them like the beginning of the word eagle?

## My Numbers

How many ?

How many ?

How many ?

How many ?




**Learning Buddies:** Trace and say the number. Read the questions. Touch and count to find the answers.

## My Sentence

**Learning Buddies:** Read the first part of the sentence aloud. Ask your child to think of a way to finish the sentence. Write your child's words in the lines. Read the entire sentence to your child while pointing out that reading is done from left to right. Older children may want to trace all or some of the letters in the sentence.

An eagle flies.



### Sunday

#### Letter Identification

With your child, look through the newspaper to find pictures of things that start with or include the same sound as the letter **E** in **eagle**. (Idea: point to body parts that have the long **e** sound such as **cheek, feet, ear!**)

### Monday

#### Math Play

Point to the number **3** in the newspaper. Have your child say the number and, if it's large enough, have your child trace the number.

### Tuesday

#### Big E, Little e

On one page of the newspaper find and circle an uppercase letter **E**. Then find and circle a lowercase letter **e**. Have your child draw a line to connect the two. How many more **big E**, **little e** pairs can you find?

### Wednesday

#### Large and Small

Show your child two or more newspaper pictures. Ask your child, "Which picture is bigger? Which is smaller?" Have your child circle or point to the large picture. Underline or point to the small picture.

### Thursday

#### Happy, Happier, and Happiest!

With your child, find a newspaper picture of a happy person. Then find a happier person. Can you find a person who is even happier than that? Cut out the pictures and label them **Happy, Happier and Happiest**.

### Friday

#### American Symbols

The bald eagle is a symbol of the United States. Look through the newspaper with your child for other symbols of the United States, such as the American flag, the Statue of Liberty, the White House, the Liberty Bell, stars and stripes, etc.

### Saturday

#### Newspaper Flag Art

Use a newspaper page to make an American flag. Use blue paint to paint a square in the top left corner. Let your child use the columns of type as guides for painting red and white stripes. Your child can paint little white dots (stars) on the blue square.

**Learning Buddies!**

**My Kid Scoop** comes out once a week, but you can use the newspaper every day to prepare your child for success in school. Each daily activity focuses on a specific learning readiness skill.

**Step by Step Success** 1. Read the activity instruction aloud. 2. Show how to do the activity by doing it yourself first. 3. Ask your child to copy what you do.