

# My Kid Scoop™

Vol. 2 No. 41

© 2003 by Vicki Whiting, Editor




Jeff Schinkel, Designer/Illustrator

My name: \_\_\_\_\_

**Learning Buddies:** Spell your child's first name, using the lines to write large letters. Use an uppercase letter for the first letter in the name and lowercase letters to spell the rest. Have your child trace the letters with a finger, crayon or pencil.

## Two Words Make One!

Here are pictures of six little words that can make three new words. Look at the pictures and draw a line to connect each pair of words that can be combined to make one word. Popcorn is done for you!



## My Rhyme Time

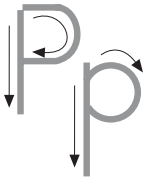
Six fat sausages sizzling in a pan,  
One went POP, the other went BANG!  
Five fat sausages sizzling in a pan  
One went POP, the other went BANG!

**Learning Buddies:** Repeat this rhyme with your child until there are no fat sausages sizzling in the pan.

## My Letters

P is for Popcorn

p is for popcorn



**Learning Buddies:** Read the two phrases aloud. Have your child read with you. Trace the uppercase and lowercase letter P. Say the letter as you trace it.


How many words or pictures can you find on this page that have the sound that the letter P makes in the word popcorn?

## My Numbers

How many  ?

How many  ?

How many  ?



**Learning Buddies:** Trace and say the number. Read the questions. Touch and count to find the answers.

## My Sentence

**Learning Buddies:** Read the first part of the sentence aloud. Ask your child to think of a way to finish the sentence. Write your child's words in the lines. Read the entire sentence to your child while pointing out that reading is done from left to right. Older children may want to trace all or some of the letters in the sentence.

I eat popcorn at \_\_\_\_\_



### Sunday

#### Letter Identification

With your child, look through the newspaper to find pictures of things that start with the same sound the letter P makes in the word popcorn.

### Monday

#### Math Play

Point to the number 6 in the newspaper. Have your child say the number and, if it's large enough, have your child trace the number.

### Tuesday

#### Pop, Hop, Top, Mop

Look through the newspaper and cut out the letters o and p. Glue these two letters onto a piece of paper as op. Cut out the letters p, t, and m from the newspaper. Show your child how you can spell the words pop, hop, top and mop.

### Wednesday

#### Sort Snacks

Look through the newspaper for pictures of foods that your child likes to eat for snacks. Sort the snacks into two groups: salty snacks and sweet snacks.

### Thursday

#### Before and After

Look at a picture in the newspaper. Ask your child, "What do you think happened before this picture was taken? What do you think happened after?"

### Friday

#### Hear the News

Pretend you can see and hear the pictures in the newspaper! Look at the pictures that would be making noise. Ask your child, "What sound do you think this picture is making?"

### Saturday

#### Popcorn Toss

Wad up several sheets of newspaper and cover them with tape to make about six little "popcorn" balls. Toss one ball back and forth with your child. Don't let it touch the ground! Try keeping two balls in the air, then three and so on.

**Learning Buddies!**

**My Kid Scoop** comes out once a week, but you can use the newspaper every day to prepare your child for success in school. Each daily activity focuses on a specific learning readiness skill.

**Step by Step Success** 1. Read the activity instruction aloud. 2. Show how to do the activity by doing it yourself first. 3. Ask your child to copy what you do.