

My Kid Scoop™

Vol. 3 No. 37



© 2004 by Vicki Whiting, Editor

Jeff Schinkel, Designer/Illustrator

My name: _____

Learning Buddies: Spell your child's first name, using the lines to write large letters. Use an uppercase letter for the first letter in the name and lowercase letters to spell the rest. Have your child trace the letters with a finger, crayon or pencil.

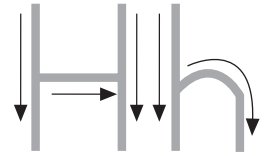
Match each bird to its shadow.



My Letters

H is for Hawk

h is for hawk



Learning Buddies: Read the two phrases aloud. Have your child read with you. Trace the uppercase and lowercase letter H. Say the letter as you trace it.


How many words or pictures can you find on this page that start with the **H** sound like the word hawk?

My Numbers

How many ?



How many ?



Learning Buddies: Trace and say the number. Read the questions. Touch and count to find the answers.

My Rhyme Time

Hawk-bird, hawk-bird, soaring high,
Are you never weary?
When you reach the empty sky
Are the clouds not dreary?
Don't you sometimes long to be
A silent goldfish in the sea?

My Sentence

Learning Buddies: Read the first part of the sentence aloud. Ask your child to think of a way to finish the sentence. Write your child's words in the lines. Read the entire sentence to your child while pointing out that reading is done from left to right. Older children may want to trace all or some of the letters in the sentence.

Left **Hawks fly high over** Right

Sunday

Letter Identification

With your child, look through the newspaper to find pictures of things that start with the same sound as the letter **H** in hawk.

Monday

Math Play

Point to the number **9** in the newspaper. Have your child say the number and, if it's large enough, have your child trace the number.

Tuesday

Pick a Pattern

Find groups of pictures in the newspaper that are the same (various flowers, animals, houses, etc.). Use these pictures to make an ABAB pattern (i.e., face, flower, face, flower, etc.). Leave enough pictures so that your child can finish the pattern.

Wednesday

O-T Game

Cut out the letters **O** and **T** from the headlines. Then cut out the letters **H**, **L**, **C**, and **P**. Show your child how you can spell the words **HOT**, **LET**, **COT** and **POT** simply by changing the first letter in front of the **OT**.

Thursday

Big H, Little h

On one page of the newspaper search for an uppercase letter **H** and a lowercase letter **h**. Draw a line to connect the two. Can you find more uppercase and lowercase **H-h** pairs?

Friday

I Spy

Find a page in the newspaper with several pictures or drawings. Play "I Spy" by giving clues about a picture. For example, "I spy something with wheels. What is it?" Let your child give you a clue about a different picture.

Saturday

Feathers or Fur or Scales

Cut out pictures of animals from the newspaper. Sort the animals into groups of feather, fur and scales.

Learning Buddies!

My Kid Scoop comes out once a week, but you can use the newspaper every day to prepare your child for success in school. Each daily activity focuses on a specific learning readiness skill.

Step by Step Success 1. Read the activity instruction aloud. 2. Show how to do the activity by doing it yourself first. 3. Ask your child to copy what you do.