




My name: _____

Learning Buddies: Spell your child's first name, using the lines to write large letters. Use an uppercase letter for the first letter in the name and lowercase letters to spell the rest. Have your child trace the letters with a finger, crayon or pencil.


Which broccoli comes next in each row?



My Letters

B is for Broccoli

b is for broccoli



Learning Buddies: Read the two phrases aloud. Have your child read with you. Trace the uppercase and lowercase letter B. Say the letter as you trace it.

How many words or pictures can you find on this page that start with the B sound like the word broccoli?

My Numbers

How many  ?

How many  ?

How many  ?



Learning Buddies: Trace and say the number. Read the questions. Touch and count to find the answers.

My Rhyme Time

I think that I
Shall never see
Something as lovely
As a broccoli tree.

My Sentence

Learning Buddies: Read the first part of the sentence aloud. Ask your child to think of a way to finish the sentence. Write your child's words in the lines. Read the entire sentence to your child while pointing out that reading is done from left to right. Older children may want to trace all or some of the letters in the sentence.



Start

I like broccoli with



Finish

Sunday

Letter Identification

With your child, look through the newspaper to find pictures of things that start with the same sound as the letter **B** in **broccoli**.

Monday

Math Play

Point to the number **3** in the newspaper. Have your child say the number and, if it's large enough, have your child trace the number.

Tuesday

Hunt for Green

Look through the newspaper with your child and say, "Touch everything that is green!" Then have your child find two or three objects in your house that are **green**.

Wednesday

Password for a Day

With your child, find the letters in the newspaper that spell **GREEN**. Connect the letters as you say them. Make the word green a secret password for the day. In order to play, get a hug, or other privileges, have your child spell the word **GREEN**.

Thursday

Big B, Little b

On one page of the newspaper search for an uppercase letter **B** and a lowercase letter **b**. Draw a line to connect the two. Can you find more uppercase and lowercase **B-b** pairs?

Friday

Eat Green!

Look through the newspaper for pictures of food that are green, like broccoli. Cut these out and glue them to a piece of paper or a paper plate. Talk to your child about the importance of eating vegetables.

Saturday

Fitness Time

Make newspaper reading time fitness time. Look through the newspaper for pictures of people doing something physical. With your child, imitate the exercise you see in the pictures.

Learning Buddies!

My Kid Scoop comes out once a week, but you can use the newspaper every day to prepare your child for success in school. Each daily activity focuses on a specific learning readiness skill.

Step by Step Success 1. Read the activity instruction aloud. 2. Show how to do the activity by doing it yourself first. 3. Ask your child to copy what you do.