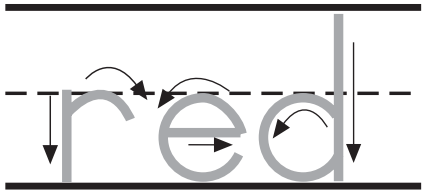


My name: _____

Learning Buddies: Spell your child's first name, using the lines to write large letters. Use an uppercase letter for the first letter in the name and lowercase letters to spell the rest. Have your child trace the letters with a finger, crayon or pencil.


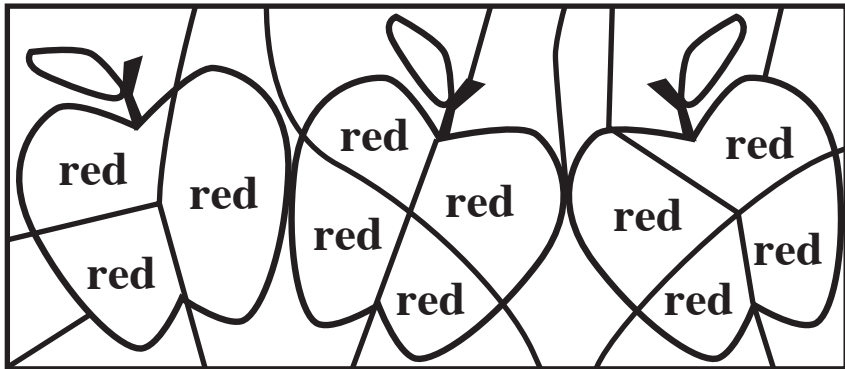
What is red?

1. Trace the word red.



2. Now, write the word red on your own!

3. Color in red the spaces with the word red in them.



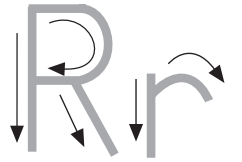
My Rhyme Time

Rory the Raven carried a red rose.
He holds it tightly between his toes.
Why he does that, no one knows,
But he carries that flower wherever he goes.

My Letters

R is for Rope

r is for rope



Learning Buddies: Read the two phrases aloud. Have your child read with you. Trace the uppercase and lowercase letter R. Say the letter as you trace it.

How many words or pictures can you find on this page that start with the R sound like the word rope?

My Numbers

How many _____?



How many _____?



Learning Buddies: Trace and say the number. Read the questions. Touch and count to find the answers.

My Sentence

Learning Buddies: Read the first part of the sentence aloud. Ask your child to think of a way to finish the sentence. Write your child's words in the lines. Read the entire sentence to your child while pointing out that reading is done from left to right. Older children may want to trace all or some of the letters in the sentence.



My red rope is _____



Sunday

Letter Identification

With your child, look through the newspaper to find pictures of things that start with the same sound as the letter R in rope.

Monday

Math Play

Point to the number 1 in the newspaper. Have your child say the number and, if it's large enough, have your child trace the number.

Tuesday

Hunt for Red

Look through the newspaper with your child and say, "Touch everything that is red!" Then have your child find two or three objects in your house that are red.

Wednesday

Today's Password

With your child, find an R, then an E and finally a D in the newspaper. Connect the letters as you say them to spell the word RED. Make the word RED a secret password. Have your child spell the word RED to earn some special rewards today.

Thursday

Big G, Little g

On one page of the newspaper search for an uppercase letter R and a lowercase letter r. Draw a line to connect the two. Can you find more uppercase and lowercase R-r pairs?

Friday

Number Round-Up

Using two markers or crayons and a page of the newspaper, challenge your child to a Number Round-Up. See who can find the most numbers on the page in a set amount of time. Grab your markers, get set, go!

Saturday

Is It Round?

Look through the newspaper for things that are different shapes. Show your child something that is round. Point to other shapes in the newspaper and ask, "Is this shape round?"

Learning Buddies!

My Kid Scoop comes out once a week, but you can use the newspaper every day to prepare your child for success in school. Each daily activity focuses on a specific learning readiness skill.

Step by Step Success 1. Read the activity instruction aloud. 2. Show how to do the activity by doing it yourself first. 3. Ask your child to copy what you do.