


**My name:** \_\_\_\_\_

\_\_\_\_\_

**Learning Buddies:** Spell your child's first name, using the lines to write large letters. Use an uppercase letter for the first letter in the name and lowercase letters to spell the rest. Have your child trace the letters with a finger, crayon or pencil.

## Extra Helpings

How many Xs did Rex eat? Look careful at his x-ray to find out. How many are still in his dish?

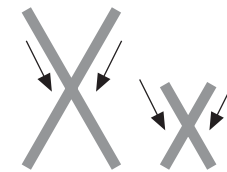


## My Rhyme Time

One, two, three, four,  
Mary at the kitchen door.  
Five, six, seven, eight,  
Eating cherries off a plate.

## My Letters




X is for X-ray  
x is for x-ray




**Learning Buddies:** Read the two phrases aloud. Have your child read with you. Trace the uppercase and lowercase letter X. Say the letter as you trace it.

How many pictures can you find on this page that start with the sound that the letter X makes in the word x-ray?

## My Numbers



How many ?  
How many ?  
How many ?



**Learning Buddies:** Trace and say the number. Read the questions. Touch and count to find the answers.

## My Sentence

**Learning Buddies:** Read the first part of the sentence aloud. Ask your child to think of a way to finish the sentence. Write your child's words in the lines. Read the entire sentence to your child while pointing out that reading is done from left to right. Older children may want to trace all or some of the letters in the sentence.

Left  Six foxes can  Right

### Sunday

#### Letter Identification

With your child, look through the newspaper to find pictures of things that start or end with the same sound as the letter X in x-ray.

### Monday

#### Math Play

Point to the number 6 in the newspaper. Have your child say the number and, if it's large enough, have your child trace the number.

### Tuesday

#### Fox in a Box

Write the letters O and X on a piece of paper. Cut the letters F and B out of the newspaper. Show your child how the letters can be put in front of the O and X to make the words fox and box.

### Wednesday

#### X Marks the Spot – Numbers

Locate and draw an X on all of the numbers that can be found on one page of the newspaper.

### Thursday

#### X Marks Your Name!

Using one page of the newspaper, ask your child to draw an X on all of the letters that spell his or her name. Connect the Xs. to spell your child's name.

### Friday

#### X Marks the Spot – Shapes!

Pick a shape you want to study. Have your child look through the newspaper and draw an X on all of the examples of that shape, such as squares or circles.

### Saturday

#### X Marks the Sport

Give your child a page with pictures from the sports section of the newspaper. Have your child draw an X on things like:

- a person using muscles
- someone moving fast
- an elbow
- a knee
- a wrist

**Learning Buddies!**

**My Kid Scoop** comes out once a week, but you can use the newspaper every day to prepare your child for success in school. Each daily activity focuses on a specific learning readiness skill.

**Step by Step Success** 1. Read the activity instruction aloud. 2. Show how to do the activity by doing it yourself first. 3. Ask your child to copy what you do.