

My Kid Scoop™

Vol. 1 No. 19

© 2002 by Vicki Whiting, Editor


Jeff Schinkel, Designer/Illustrator

My name: _____

Learning Buddies: Spell your child's first name, using the lines to write large letters. Use an uppercase letter for the first letter in the name and lowercase letters to spell the rest. Have your child trace the letters with a finger, crayon or pencil.

Up Close and Icy

Can you find where these icy pictures were taken? Draw a line from each of the smaller pictures to its place in the larger picture.

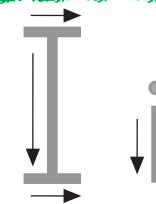


My Rhyme Time

Whenever I want to sleep,
And the weather is cold and icy,
Basket and rug are warm and snug
And the fire is nice-y pice-y.

My Letters




I is for Ice
i is for ice

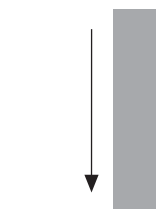


Learning Buddies: Read the two phrases aloud. Have your child read with you. Trace the uppercase and lowercase letter I. Say the letter as you trace it.

How many pictures can you find on this page that start with the sound that the letter I makes in the word ice?

My Numbers

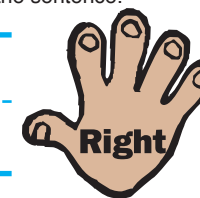
How many  ?
How many  ?
How many  ?



Learning Buddies: Trace and say the number. Read the questions. Touch and count to find the answers.

My Sentence

Learning Buddies: Read the first part of the sentence aloud. Ask your child to think of a way to finish the sentence. Write your child's words in the lines. Read the entire sentence to your child while pointing out that reading is done from left to right. Older children may want to trace all or some of the letters in the sentence.



Sunday

Letter Identification

With your child, look through the newspaper to find pictures of things that start with the same sound as the letter **I** in ice.

Monday

Math Play

Point to the number **1** in the newspaper. Have your child say the number and, if it's large enough, have your child trace the number.

Tuesday

Land or Water?

Look at pictures of animals in the newspaper. Ask your child if each animal lives on **land** or in **water**.

Wednesday

Weather Watch

Look in the newspaper for the weather page. Talk about the weather prediction for the day. Watch the weather to see if the prediction is correct. Make weather watching a daily game!

Thursday

What to Wear?

Look at clothing that can be found in pictures and ads in the newspaper. Use a red crayon to circle clothes that can be worn in warm weather. Use a blue crayon to circle clothes that can be worn in cold weather.

Friday

Picture Puzzle

Cut a large picture out of the newspaper and glue it onto heavy paper. Cut the picture into puzzle pieces and give your child the chance to put the puzzle together! You can create a new puzzle every day!

Saturday

Deliver the Newspaper

Roll up your newspaper and have your child **deliver** the newspaper to different parts of the house. Practice tossing the paper to the back door, to the dog's bed, to a bedroom door, to the couch, etc.

Learning Buddies!

My Kid Scoop comes out once a week, but you can use the newspaper every day to prepare your child for success in school. Each daily activity focuses on a specific learning readiness skill.

Step by Step Success 1. Read the activity instruction aloud. 2. Show how to do the activity by doing it yourself first. 3. Ask your child to copy what you do.