

My Kid Scoop™

Vol. 1 No. 10

© 2001 by Vicki Whiting, Editor


Jeff Schinkel, Designer/Illustrator

My name: _____

Learning Buddies: Spell your child's first name, using the lines to write large letters. Use an uppercase letter for the first letter in the name and lowercase letters to spell the rest. Have your child trace the letters with a finger, crayon or pencil.

What's Missing?

Look at both pictures. Do they look the same? Not quite! There are 8 things in the top picture that are missing from the picture on the bottom.

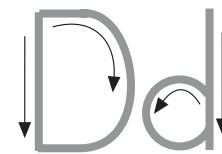


My Rhyme Time

Hey Diddle Diddle,
The cat and the fiddle,
The cow jumped over the moon;
The little dog laughed
To see such sport,
And the dish ran away with the spoon.

My Letters

D is for Dinosaur
d is for dinosaur



Learning Buddies: Read the two phrases aloud. Have your child read with you. Trace the uppercase and lowercase letter D. Say the letter as you trace it.

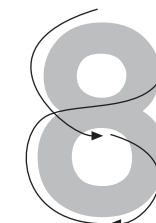
How many pictures can you find on this page that start with the sound that the letter D makes in the word dinosaur?

My Numbers

How many ?

How many ?

How many ?



Learning Buddies: Trace and say the number. Read the questions. Touch and count to find the answers.

My Sentence

Learning Buddies: Read the first part of the sentence aloud. Ask your child to think of a way to finish the sentence. Write your child's words in the lines. Read the entire sentence to your child while pointing out that reading is done from left to right. Older children may want to trace all or some of the letters in the sentence.



Dinosaurs are _____



Sunday

Letter Identification

With your child, look through the newspaper to find pictures of things that start with the same sound as the letter **D** in dinosaur.

Monday

Math Play

Point to the number **8** in the newspaper. Have your child say the number and, if it's large enough, have your child trace the number.

Tuesday

Shape Search

Look through the newspaper for these shapes: **circle, square, triangle, rectangle** and **diamond**. Trace and color the shapes that can be found.

Wednesday

Sorting

Cut out pictures of **animals, people** and **things** from the newspaper. Have your child sort these into the three groups.

Thursday

Eight Eyes

Find and cut out four pairs of eyes, so that you have **8** eyes. Show your child how pairs can be counted by **2s**.

Friday

Lost and Found

Read an advertisement to your child about a lost pet. Ask your child to pretend to be that animal and tell how you got lost. Ask how it feels to be lost. Talk about how to prevent from becoming lost.

Saturday

How Big Was It?

Look in a book or on the Web for information on the size of different dinosaurs. Cut strips of newspaper, measure them and lay them out to show how tall or long an apatosaurus or a tyrannosaurus or any other dinosaur was.

Learning Buddies!

My Kid Scoop comes out once a week, but you can use the newspaper everyday to prepare your child for success in school. Each daily activity focuses on a specific learning readiness skill.

Step by Step Success 1. Read the activity instruction aloud. 2. Show how to do the activity by doing it yourself first. 3. Ask your child to copy what you do.