


My name: _____

Learning Buddies: Spell your child's first name, using the lines to write large letters. Use an uppercase letter for the first letter in the name and lowercase letters to spell the rest. Have your child trace the letters with a finger, crayon or pencil.

Moon Patterns

Which moon comes next? In each row, circle the moon in the dark box that will continue each pattern.



My Rhyme Time

HEY DIDDLE DIDDLE
The cat and the fiddle,
The cow jumped over the moon;
The little dog laughed
To see such sport,
And the dish ran away with the spoon.

My Letters

M is for **Moon**

m is for **moon**



Learning Buddies: Read the two phrases aloud. Have your child read with you. Trace the uppercase and lowercase letter **M**. Say the letter as you trace it.

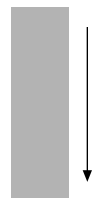
How many words or pictures can you find on this page that have the sound that the letter **M** makes in the word **moon**?

My Numbers

How many ?

How many ?

How many ?




Learning Buddies: Trace and say the number. Read the questions. Touch and count to find the answers.

My Sentence

Learning Buddies: Read the first part of the sentence aloud. Ask your child to think of a way to finish the sentence. Write your child's words in the lines. Read the entire sentence to your child while pointing out that reading is done from left to right. Older children may want to trace all or some of the letters in the sentence.

The moon is _____



Sunday

Letter Identification

With your child, look through the newspaper to find pictures of things that start with the same sound the letter **M** makes in the word **moon**.

Monday

Math Play

Point to the number **1** in the newspaper. Have your child say the number and, if it's large enough, have your child trace the number.

Tuesday

Spell Mom's Name

With your child, find and circle the letters that spell his/her mother's name, grandmothers' names and the names of any other special women in your child's life. Connect the letters of each name, saying each letter as you come to it.

Wednesday

In the Middle

Look at a picture in the newspaper. Point to the middle of the picture and ask, "What's in the middle of this picture?" Repeat with several more pictures. Then point to a picture and ask, "Where is the middle of this picture?"

Thursday

M to m

On one sheet of the newspaper, find and circle an uppercase letter **M**. On the same page of the newspaper, find and circle a lowercase **m**. Can you do this six times on the same page?

Friday

Only One

Look at a picture of a person in the newspaper. Point out that a person has two eyes, two ears, two legs, two arms, etc. But what does a person have only one of? (mouth, nose, head, tummy, belly button, etc.)

Saturday

Make Me Clap!

In this game you read words in the newspaper to your child. Tell your child to clap each time you say a word that starts with the sound **M** makes.

Learning Buddies!

My Kid Scoop comes out once a week, but you can use the newspaper every day to prepare your child for success in school. Each daily activity focuses on a specific learning readiness skill.

Step by Step Success 1. Read the activity instruction aloud. 2. Show how to do the activity by doing it yourself first. 3. Ask your child to copy what you do.