

Newspaper reading adventures for little learners!

My Kid Scoop™

Vol. 2 No. 32

© 2003 by Vicki Whiting, Editor



Jeff Schinkel, Designer/Illustrator

My name: _____

Learning Buddies: Spell your child's first name, using the lines to write large letters. Use an uppercase letter for the first letter in the name and lowercase letters to spell the rest. Have your child trace the letters with a finger, crayon or pencil.

How does your garden grow?

Sasha is proud of her sunflower garden. Circle the sunflower that is the biggest. Draw a square around the sunflower that is the smallest. LOOK SHARP: Can you find the little mouse hiding in the garden?

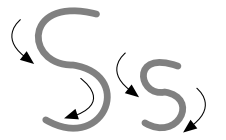


My Rhyme Time

"Shall I sing?" says the Lark.
 "Shall I bloom?" says the Sunflower.
 "Shall I come?" says the Sun.
 "Or shall I?" says the Shower.

My Letters

S is for Sunflower



s is for sunflower

Learning Buddies: Read the two phrases aloud. Have your child read with you. Trace the uppercase and lowercase letter S. Say the letter as you trace it.

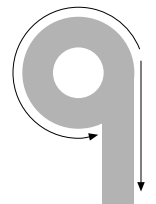
How many words or pictures can you find on this page that have the sound that the letter S makes in the word sunflower?

My Numbers

How many  ?

How many  ?

How many  ?



Learning Buddies: Trace and say the number. Read the questions. Touch and count to find the answers.

My Sentence

Learning Buddies: Read the first part of the sentence aloud. Ask your child to think of a way to finish the sentence. Write your child's words in the lines. Read the entire sentence to your child while pointing out that reading is done from left to right. Older children may want to trace all or some of the letters in the sentence.



Sunflowers are _____



Sunday

Letter Identification

With your child, look through the newspaper to find pictures of things that start with the same sound the letter S makes in the word sunflower.

Monday

Math Play

Point to the number 9 in the newspaper. Have your child say the number and, if it's large enough, have your child trace the number.

Tuesday

Plant or Animal?

Look through the newspaper and circle pictures of plants with a green marker or crayon. Circle pictures of animals with a blue marker or crayon.

Wednesday

Which is Bigger?

Look at a page of the newspaper with more than one photograph. Ask your child which photo is the biggest? Which is the smallest? If there are three or more photos, cut them out and put them in order from smallest to biggest.

Thursday

Round and Round the Newspaper

Look through the newspaper for pictures of things that are round. When you find something, have your child trace the shape and name it. Say, "This is a circle. A plate is round like a circle."

Friday

What's Happening?

Select a picture in the newspaper that catches your child's attention. Make up a story about the picture. Ask, "Who is in the picture?" "What is (name) doing?" "Where is (name)?" "When is (name) doing this?"

Saturday

Ninepin News

Wad up several pages of newspaper to make a large ball. Cover with masking tape. Set up nine paper cups the way bowling pins are set up for a game of bowling. Count the number of pins (cups) your child knocks down with each roll.

Learning Buddies!

My Kid Scoop comes out once a week, but you can use the newspaper every day to prepare your child for success in school. Each daily activity focuses on a specific learning readiness skill.

Step by Step Success 1. Read the activity instruction aloud. 2. Show how to do the activity by doing it yourself first. 3. Ask your child to copy what you do.