

Newspaper reading adventures for little learners!

My Kid Scoop™

Vol. 2 No. 31

© 2003 by Vicki Whiting, Editor


Jeff Schinkel, Designer/Illustrator

My name: _____

Learning Buddies: Spell your child's first name, using the lines to write large letters. Use an uppercase letter for the first letter in the name and lowercase letters to spell the rest. Have your child trace the letters with a finger, crayon or pencil.

Bunny Search

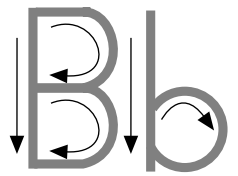
How many bunnies are hiding below?
Circle all the bunnies you can find.



My Letters

B is for Bunny

b is for bunny



Learning Buddies: Read the two phrases aloud. Have your child read with you. Trace the uppercase and lowercase letter B. Say the letter as you trace it.

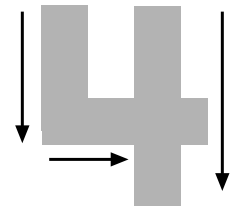
How many words or pictures can you find on this page that have the sound that the letter **B** makes in the word **bunny**?

My Numbers

How many  ?

How many  ?

How many  ?



Learning Buddies: Trace and say the number. Read the questions. Touch and count to find the answers.

My Rhyme Time

Bunny B., Bunny B.
Tell me when your birthday be.
If it be tomorrow day,
Take your carrot and hop away.

My Sentence

Learning Buddies: Read the first part of the sentence aloud. Ask your child to think of a way to finish the sentence. Write your child's words in the lines. Read the entire sentence to your child while pointing out that reading is done from left to right. Older children may want to trace all or some of the letters in the sentence.



Bunny will _____



Sunday

Letter Identification

With your child, look through the newspaper to find pictures of things that start with the same sound the letter **B** makes in the word **bunny**.

Monday

Math Play

Point to the number **4** in the newspaper. Have your child say the number and, if it's large enough, have your child trace the number.

Tuesday

Hop, Run, Swim and Fly

Look through the newspaper for pictures of animals. Talk about how each animal moves. Does it hop? Run? Swim? Fly? Or do all of these?

Wednesday

Egg Hunt

With Easter coming soon, the newspaper is full of pictures of Easter eggs. Have your child hunt through the paper and color all of the Easter eggs.

Thursday

Sort Easter Eggs

Hunt through the newspaper for more Easter eggs. Cut them out and sort them by size. Are there any other ways the eggs can be sorted?

Friday

On the Bunny Trail

Give your child some cotton balls and glue. Look through the newspaper together and glue a cottonball tail on each of the bunnies you find there.

Saturday

Bunny Hop

Lay 5-10 folded sheets of newspaper on the floor like stepping stones, with space between each paper. Play **Follow the Leader** as you hop over each of the papers.

Learning Buddies!

My Kid Scoop comes out once a week, but you can use the newspaper every day to prepare your child for success in school. Each daily activity focuses on a specific learning readiness skill.

Step by Step Success 1. Read the activity instruction aloud. 2. Show how to do the activity by doing it yourself first. 3. Ask your child to copy what you do.