

Newspaper reading adventures for little learners!

My Kid Scoop™

Vol. 2 No. 28

© 2003 by Vicki Whiting, Editor


Jeff Schinkel, Designer/Illustrator

My name: _____


Learning Buddies: Spell your child's first name, using the lines to write large letters. Use an uppercase letter for the first letter in the name and lowercase letters to spell the rest. Have your child trace the letters with a finger, crayon or pencil.

Caterpillars Change

Number the pictures in order, from 1 through 4, to show how a caterpillar becomes a butterfly.



1. Egg
2. Caterpillar
3. Cocoon
4. Butterfly



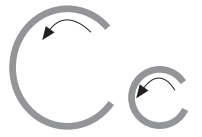
My Rhyme Time

How large unto the caterpillar
Must little things appear!
A rosebud like a featherbed,
Its prickle like a spear.

My Letters

C is for Caterpillar

c is for caterpillar

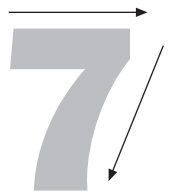


Learning Buddies: Read the two phrases aloud. Have your child read with you. Trace the uppercase and lowercase letter C. Say the letter as you trace it.

How many words or pictures can you find on this page that have the sound that the letter C makes in the word **caterpillar**?

My Numbers

How many ?



How many ?

Learning Buddies: Trace and say the number. Read the questions. Touch and count to find the answers.

My Sentence

Learning Buddies: Read the first part of the sentence aloud. Ask your child to think of a way to finish the sentence. Write your child's words in the lines. Read the entire sentence to your child while pointing out that reading is done from left to right. Older children may want to trace all or some of the letters in the sentence.



Caterpillars can



Sunday

Letter Identification

With your child, look through the newspaper to find pictures of things that start with the same sound the letter C makes in the word **caterpillar**.

Monday

Math Play

Point to the number 7 in the newspaper. Have your child say the number and, if it's large enough, have your child trace the number.

Tuesday

Caterpillar Crawl

Trace your finger around a page of the newspaper with a picture of at least one plant. Say, "Our little caterpillars are crawling all over looking for food." When you get to the picture of the plant, pretend your caterpillar finger is eating!

Wednesday

ABC Caterpillar

Cut out 26 circles from colored construction paper. Glue one letter of the alphabet onto each circle. Once you have a letter on each circle, glue the 26 circles together, in ABC order, to make a long caterpillar.

Thursday

Life Cycle

Look through the newspaper for people in different stages of life. For example you might find pictures of a baby, a child, a teenager, a parent and a grandparent. Cut these out and have your child put them in order from youngest to oldest.

Friday

Signs of Spring

Look through the newspaper for pictures and artwork that are signs of spring. Then go for a walk and see if you can find these same signs of spring in your neighborhood.

Saturday

Play 'I Spy'

Look at a page of the newspaper with your child. Say, "I spy something that is (give a clue about what you are spying)." See if your child can discover what you are "spying."

Learning Buddies!

My Kid Scoop comes out once a week, but you can use the newspaper every day to prepare your child for success in school. Each daily activity focuses on a specific learning readiness skill.

Step by Step Success 1. Read the activity instruction aloud. 2. Show how to do the activity by doing it yourself first. 3. Ask your child to copy what you do.