

Newspaper reading adventures for little learners!

My Kid Scoop™

Vol. 2 No. 26

© 2003 by Vicki Whiting, Editor


Jeff Schinkel, Designer/Illustrator

My name: _____


Learning Buddies: Spell your child's first name, using the lines to write large letters. Use an uppercase letter for the first letter in the name and lowercase letters to spell the rest. Have your child trace the letters with a finger, crayon or pencil.

Tadpole Tale

Read the tadpole tale to your child. Together, number the pictures in order.



1. The frog lays eggs.
2. Tiny tadpoles hatch from the eggs.
3. The tadpoles grow legs.
4. Soon each tadpole becomes a frog.



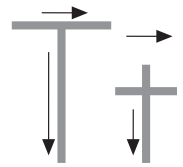
My Rhyme Time

Ten green bottles sitting on a wall,
If one green bottle should accidentally fall,
There will be nine green bottles,
Sitting on a wall.
(Repeat rhyme until no bottles are left.)

My Letters

T is for Tadpole

t is for tadpole



Learning Buddies: Read the two phrases aloud. Have your child read with you. Trace the uppercase and lowercase letter T. Say the letter as you trace it.

How many words or pictures can you find on this page that have the sound that the letter T makes in the word tadpole?

My Numbers

How many ?

How many ?

How many ?



Learning Buddies: Trace and say the number. Read the questions. Touch and count to find the answers.

My Sentence

Learning Buddies: Read the first part of the sentence aloud. Ask your child to think of a way to finish the sentence. Write your child's words in the lines. Read the entire sentence to your child while pointing out that reading is done from left to right. Older children may want to trace all or some of the letters in the sentence.



Tadpoles like to



Sunday

Letter Identification

With your child, look through the newspaper to find pictures of things that start with the same sound the letter T makes in the word tadpole.

Monday

Math Play

Point to the number 10 in the newspaper. Have your child say the number and, if it's large enough, have your child trace the number.

Tuesday

Who's First?

Point to the first letter in a headline. Then say, "(Name of letter) is the first letter in the word (word)." Then ask, "What is the first letter in (word)?" Repeat with other headline words.

Wednesday

Before and After

Look at a picture in the newspaper. Ask your child what happened before the picture was taken. What happened after?

Thursday

Growing Up

Find and cut out newspaper pictures of people in different stages of life, i.e., a baby, a child, a teenager, an adult, a senior citizen. Make a picture showing the stages of a person's life. How are they the same/different than a frog's life?

Friday

Water or Land?

Look at the animals in the newspaper. Ask your child if they live on land or water. Count how many you see that live in each environment. Which kind of animal is pictured most?

Saturday

Signs of Spring

Take a walk with your child and talk about signs that show it is spring. Then look through the newspaper for signs of spring.

Learning Buddies!

My Kid Scoop comes out once a week, but you can use the newspaper every day to prepare your child for success in school. Each daily activity focuses on a specific learning readiness skill.

Step by Step Success 1. Read the activity instruction aloud. 2. Show how to do the activity by doing it yourself first. 3. Ask your child to copy what you do.